

Übungen zu Systemnahe Programmierung in C (SPiC) – Sommersemester 2019

Übung 4

Benedict Herzog
Bernhard Heinloth

Lehrstuhl für Informatik 4
Friedrich-Alexander-Universität Erlangen-Nürnberg



Lehrstuhl für Verteilte Systeme
und Betriebssysteme



FRIEDRICH-ALEXANDER
UNIVERSITÄT
ERLANGEN-NÜRNBERG

TECHNISCHE FAKULTÄT


Vorstellung Aufgabe 2

Zeiger & Felder



- Variable: `uint8_t x`
- Zeiger: `uint8_t *y`
- Adressoperator: `&x`
- Verweisoperator: `*y`


```
01 uint8_t a = 23;
02 uint8_t b = 42;
03 uint8_t * p = &a;
04 *p = 66;
05 p = &b;
06 *p -= 40;
07 uint8_t c = *p;
```





- Variable: `uint8_t x`
- Zeiger: `uint8_t *y`
- Adressoperator: `&x`
- Verweisoperator: `*y`

```
01 uint8_t a = 23;  
02 uint8_t b = 42;  
03 uint8_t * p = &a;  
04 *p = 66;  
05 p = &b;  
06 *p -= 40;  
07 uint8_t c = *p;
```

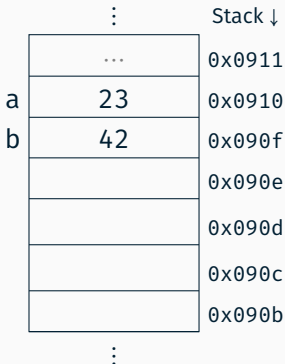


Achtung: Die genaue Anordnung der Variablen auf dem Stack ist abhängig vom Übersetzer und den gewählten Optimierungen!



- Variable: `uint8_t x`
- Zeiger: `uint8_t *y`
- Adressoperator: `&x`
- Verweisoperator: `*y`

```
01 uint8_t a = 23;  
02 uint8_t b = 42;  
03 uint8_t * p = &a;  
04 *p = 66;  
05 p = &b;  
06 *p -= 40;  
07 uint8_t c = *p;
```

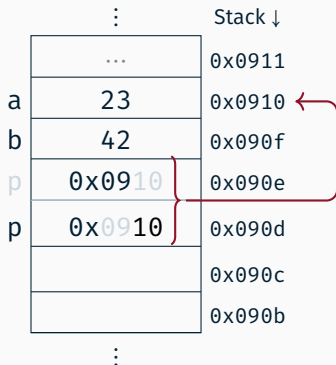


Achtung: Die genaue Anordnung der Variablen auf dem Stack ist abhängig vom Übersetzer und den gewählten Optimierungen!



- Variable: `uint8_t x`
- Zeiger: `uint8_t *y`
- Adressoperator: `&x`
- Verweisoperator: `*y`

```
01 uint8_t a = 23;
02 uint8_t b = 42;
03 uint8_t * p = &a;
04 *p = 66;
05 p = &b;
06 *p -= 40;
07 uint8_t c = *p;
```

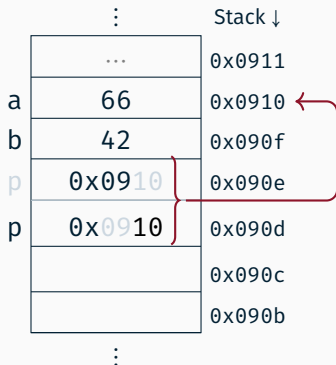


Achtung: ATmega328PB hat 8-bit Register und 16-bit Adressen



- Variable: `uint8_t x`
- Zeiger: `uint8_t *y`
- Adressoperator: `&x`
- Verweisoperator: `*y`

```
01 uint8_t a = 23;
02 uint8_t b = 42;
03 uint8_t * p = &a;
04 *p = 66;
05 p = &b;
06 *p -= 40;
07 uint8_t c = *p;
```

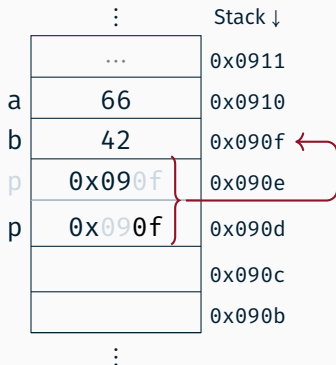


Achtung: ATmega328PB hat 8-bit Register und 16-bit Adressen



- Variable: `uint8_t x`
- Zeiger: `uint8_t *y`
- Adressoperator: `&x`
- Verweisoperator: `*y`

```
01 uint8_t a = 23;
02 uint8_t b = 42;
03 uint8_t * p = &a;
04 *p = 66;
05 p = &b;
06 *p -= 40;
07 uint8_t c = *p;
```

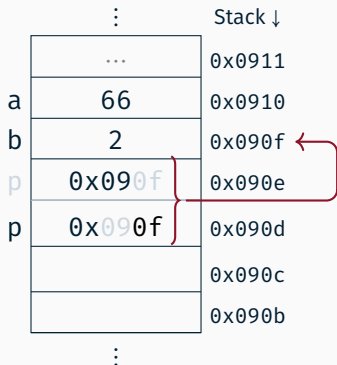


Achtung: ATmega328PB hat 8-bit Register und 16-bit Adressen



- Variable: `uint8_t x`
- Zeiger: `uint8_t *y`
- Adressoperator: `&x`
- Verweisoperator: `*y`

```
01 uint8_t a = 23;  
02 uint8_t b = 42;  
03 uint8_t * p = &a;  
04 *p = 66;  
05 p = &b;  
06 *p -= 40;  
07 uint8_t c = *p;
```

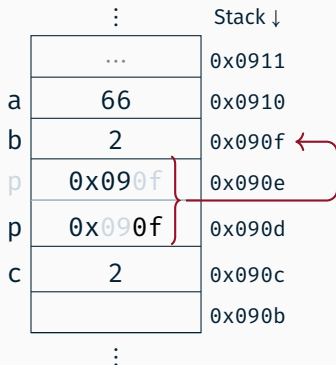


Achtung: ATmega328PB hat 8-bit Register und 16-bit Adressen



- Variable: `uint8_t x`
- Zeiger: `uint8_t *y`
- Adressoperator: `&x`
- Verweisoperator: `*y`

```
01 uint8_t a = 23;
02 uint8_t b = 42;
03 uint8_t * p = &a;
04 *p = 66;
05 p = &b;
06 *p -= 40;
07 uint8_t c = *p;
```




Achtung: ATmega328PB hat 8-bit Register und 16-bit Adressen



- Konstanter Zeiger: `uint8_t a[]`
- Variabler Zeiger: `uint8_t *b`
- Aktuelles Element: `*b`
- x-te Element: `b[x]`
- x-te Element: `*(b+x)`

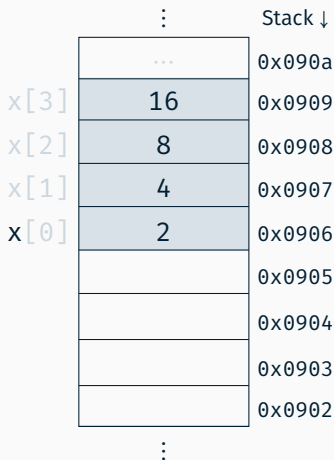
```
08 uint8_t x[] = {2,4,8,16};
09 uint8_t *y = x;
10 uint8_t z = x[1];
11 z = *y;
12 y = y+2;
13 z = *y;
14 z = x[7];
```





- Konstanter Zeiger: `uint8_t a[]`
- Variabler Zeiger: `uint8_t *b`
- Aktuelles Element: `*b`
- x-te Element: `b[x]`
- x-te Element: `*(b+x)`

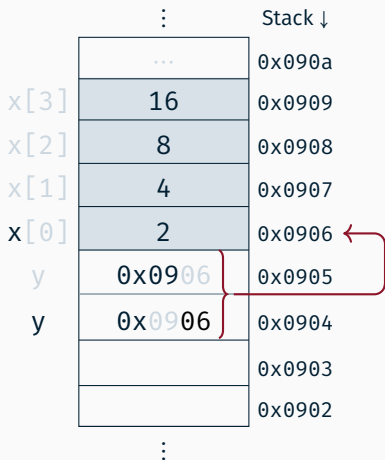
```
08 uint8_t x[] = {2,4,8,16};
09 uint8_t *y = x;
10 uint8_t z = x[1];
11 z = *y;
12 y = y+2;
13 z = *y;
14 z = x[7];
```





- Konstanter Zeiger: `uint8_t a[]`
- Variabler Zeiger: `uint8_t *b`
- Aktuelles Element: `*b`
- x-te Element: `b[x]`
- x-te Element: `*(b+x)`

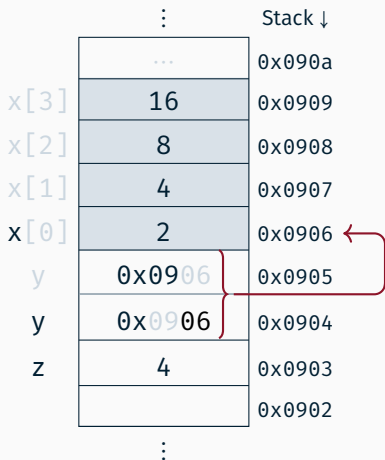
```
08 uint8_t x[] = {2,4,8,16};
09 uint8_t *y = x;
10 uint8_t z = x[1];
11 z = *y;
12 y = y+2;
13 z = *y;
14 z = x[7];
```





- Konstanter Zeiger: `uint8_t a[]`
- Variabler Zeiger: `uint8_t *b`
- Aktuelles Element: `*b`
- x-te Element: `b[x]`
- x-te Element: `*(b+x)`

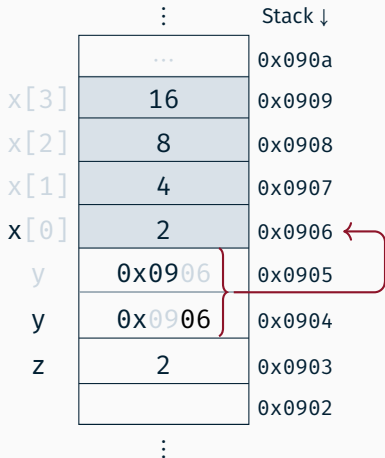
```
08 uint8_t x[] = {2,4,8,16};
09 uint8_t *y = x;
10 uint8_t z = x[1];
11 z = *y;
12 y = y+2;
13 z = *y;
14 z = x[7];
```





- Konstanter Zeiger: `uint8_t a[]`
- Variabler Zeiger: `uint8_t *b`
- Aktuelles Element: `*b`
- x-te Element: `b[x]`
- x-te Element: `*(b+x)`

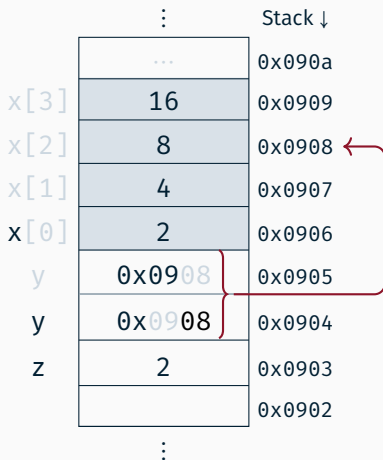
```
08 uint8_t x[] = {2,4,8,16};
09 uint8_t *y = x;
10 uint8_t z = x[1];
11 z = *y;
12 y = y+2;
13 z = *y;
14 z = x[7];
```





- Konstanter Zeiger: `uint8_t a[]`
- Variabler Zeiger: `uint8_t *b`
- Aktuelles Element: `*b`
- x-te Element: `b[x]`
- x-te Element: `*(b+x)`

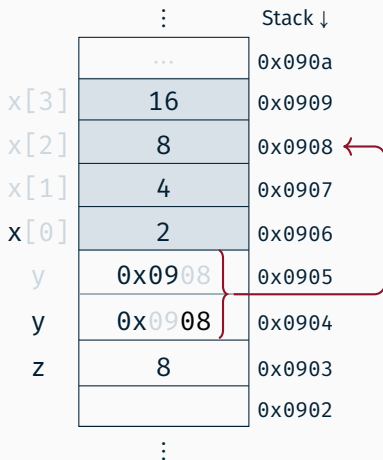
```
08 uint8_t x[] = {2,4,8,16};
09 uint8_t *y = x;
10 uint8_t z = x[1];
11 z = *y;
12 y = y+2;
13 z = *y;
14 z = x[7];
```





- Konstanter Zeiger: `uint8_t a[]`
- Variabler Zeiger: `uint8_t *b`
- Aktuelles Element: `*b`
- x-te Element: `b[x]`
- x-te Element: `*(b+x)`

```
08 uint8_t x[] = {2,4,8,16};
09 uint8_t *y = x;
10 uint8_t z = x[1];
11 z = *y;
12 y = y+2;
13 z = *y;
14 z = x[7];
```





- Konstanter Zeiger: `uint8_t a[]`
- Variabler Zeiger: `uint8_t *b`
- Aktuelles Element: `*b`
- x-te Element: `b[x]`
- x-te Element: `*(b+x)`

```
08 uint8_t x[] = {2,4,8,16};
09 uint8_t *y = x;
10 uint8_t z = x[1];
11 z = *y;
12 y = y+2;
13 z = *y;
14 z = x[7]; // ???
```

